



Full Course Yellow Procedures



Please note: This document is a description, in layman's terms, of the typical Full Course Yellow process. The specific regulations are addressed in the respective series SSR, the SR of an Event, and/or the instructions of the Race Director / Race Control.

- Full Course Yellow Announcement - Pits are Closed
 - Safety Car picks up the Overall Leader
 - All cars pack-up behind Safety Car, in current running order
- Pass-Around
 - Only cars that have their class leader behind them in the pack-up are eligible
 - Moves eligible cars around the Safety Car and back to the rear of the pack-up, remaining in running order
- Pits Open
 - First: DPi/LMP2 (IWSC) – GS (IMPC)
 - Second: GTLM/GTD (IWSC) – TCR (IMPC)
 - Third: All cars

- Final Wave-By
 - Only cars that have their class leader behind them in the pack-up are eligible
 - Moves eligible cars around the Safety Car and back to the rear of the pack-up, remaining in running order
 - Final Wave-By cars are permitted to pit
- Class Split
 - DPi/GS cars to front of the pack-up prior to the restart
- Restart
 - Safety Car lights out
 - Single-file restart, green flag, racing resumes and overtaking permitted

Pass-Around



- The Pass-Around

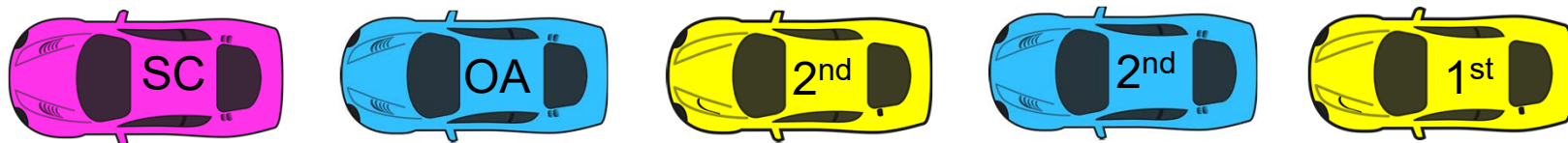
Prevents cars that are not in the same class as the overall leader from losing track position by being “trapped” behind the Safety Car, if their class leader was ahead of the Safety Car at the time of the FCY.

In the scenario below, first and second in the yellow class would be split when the Safety Car picks up the Overall (OA) leader. The yellow class leader moves to the back of the pack-up.

1st place Yellow Class continues



Without the Pass-Around, first place in the yellow class would gain track position on second place when the Safety Car was dispatched as seen below.



Resulting order after pack-up, before the Pass-Around

Pass-Around



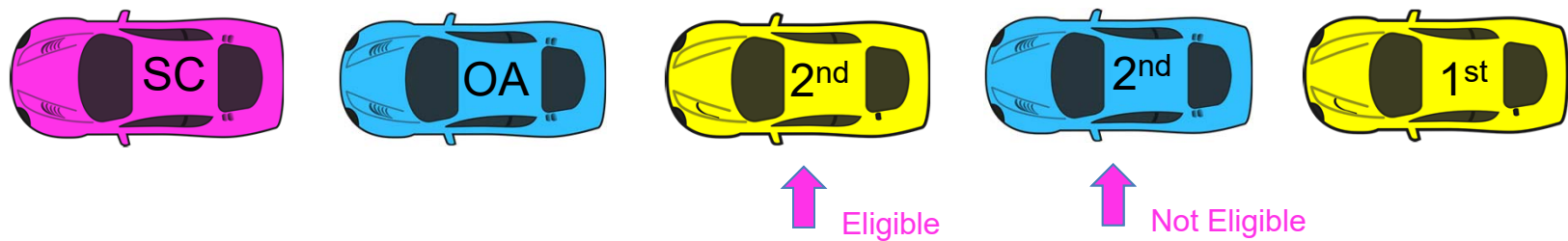
- Race Control Announcement

Once cars are packed-up, instructions are given over the Team Broadcast Radio Channel:

“Safety-Car move left, prepare for the Pass-Around”

- Eligibility

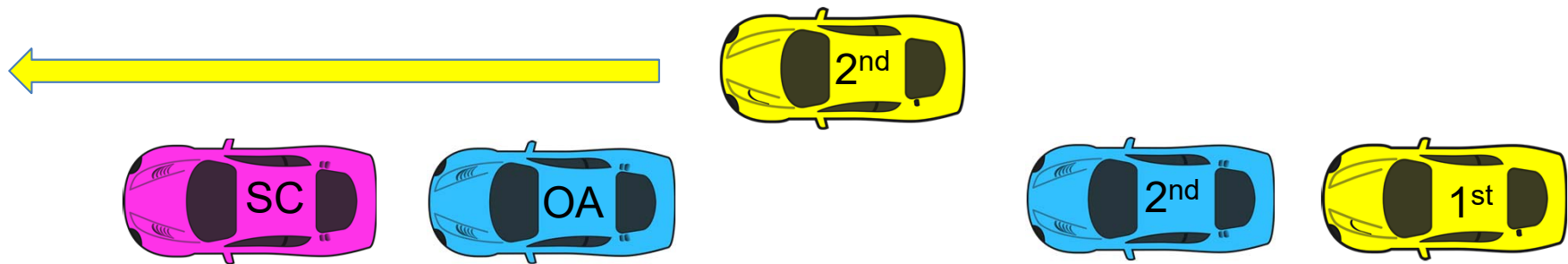
To be eligible for the Pass-Around you must be between the Safety Car and your class leader. If you are behind your class leader in the order behind the Safety Car, you are not eligible.



Pass-Around

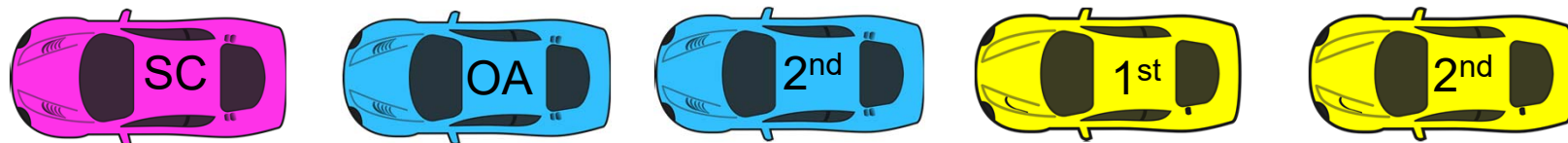


- Process
All eligible cars move right to indicate they will be taking the Pass-Around.
Tire scrubbing must stop.
- Race Control Announcement
“Commence Pass-Around”



Cars that moved right remain in order and should now pass the cars in the pack-up and the Safety Car to take the Pass-Around.

If an eligible car does not move right, you may pass that car, as instructed by the Race Director



Resulting order after Pass Around

- First Opening
Race Control Announcement
"Pits are open for Prototype" or
"Pits are open for GS"
- Second Opening
Race Control Announcement
"Pits are open for GT" or
"Pits are open for TCR"
- Third Opening
Pits are open for all cars

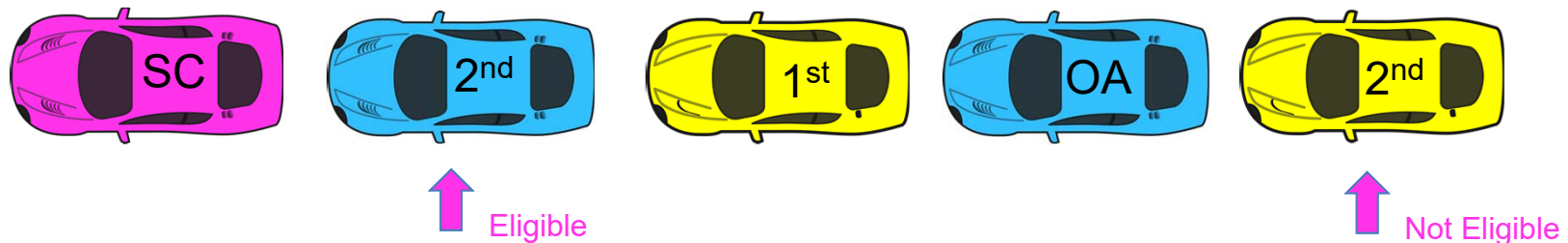
- Race Control Announcement

After the pit stop sequence, class leaders are identified on track. If appropriate, instructions are given over the Team Broadcast Radio Channel:

“Safety Car move left, prepare for the Final Wave-By”

- Eligibility

To be eligible for the Final Wave-By you must be between the Safety Car and your class leader. If you are behind your class leader in the order behind the Safety Car, you are not eligible.



Final Wave-By

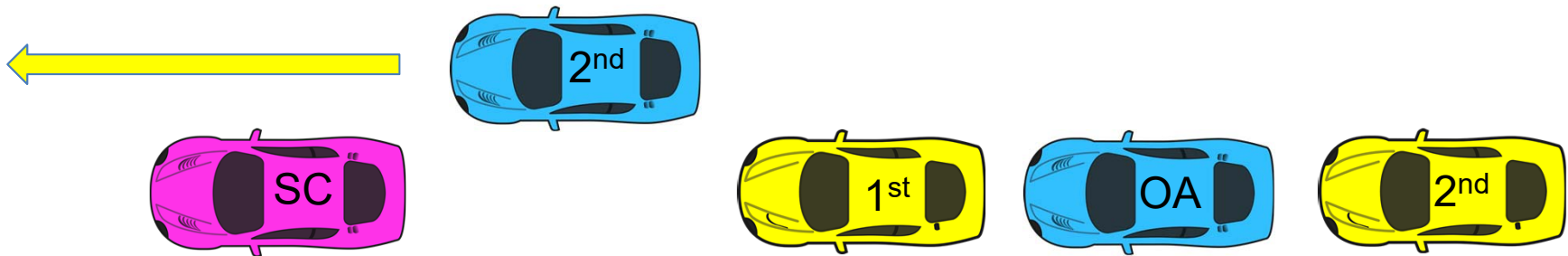


All eligible cars move right, to indicate they will be taking the Final Wave-By.

Tire scrubbing must stop

- Race Control Announcement

“Commence Final Wave-By”



Cars that moved right remain in order and should now pass the cars in the pack-up and the Safety Car to take the Final Wave-By.

If an eligible car does not move right, you may pass that car, as instructed by the Race Director

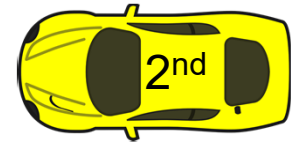
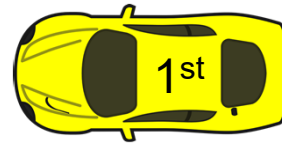
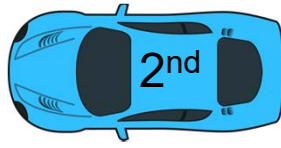

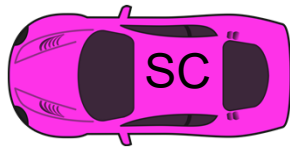


Resulting order after Final Wave-By

Short Full Course Yellow



- During a Short Full Course Yellow the Final Wave-By does not take place because without the pits opening cars are already in order.



Class Split



- The Class Split

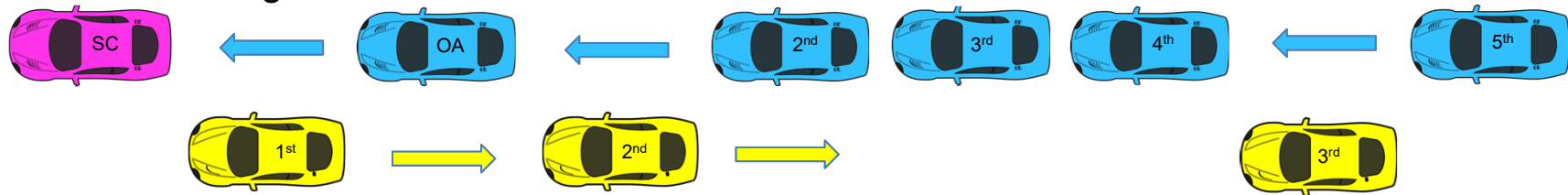
Takes place once the Final Wave-By is complete to move all Prototype/GS cars to the front of the field

- Race Control Announcement

“Prepare for the DPi Class Split, all other cars move left, maintain current speed”

“Prepare for the Class Split, TCR Cars move left, maintain current speed”

At this time Safety Car moves right and all DPi/GS cars should be in a line on driver’s right

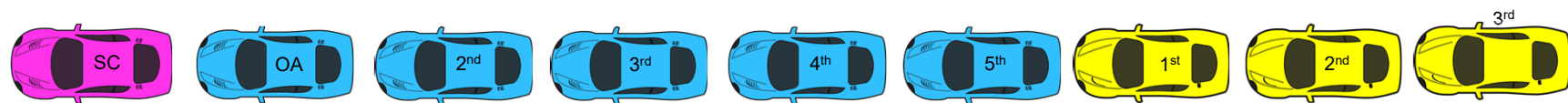


- Race Control Announcement

“Commence the Class Split”

At this time all DPi/GS cars should overtake all cars not in their class to pack up behind the Safety Car.

If an eligible car does not move right, you may pass that car, as instructed by the Race Director



Resulting order after Class Split