



PADDOCK LOAD-IN

BASIC INFORMATION

VENUE ADDRESS:	HARD ROCK STADIUM (347 DON SHULA DRIVE, MIAMI GARDENS, FL 33056)
LOAD-IN DATES:	APRIL 3 RD – MAY 4 TH , 2023
EVENT DATES:	MAY 5 TH – MAY 7 TH , 2023
LOAD OUT DATES:	MAY 8 TH – JUNE 9 TH , 2023
DELIVERY LOT:	Marshalling Yard (Lot 15/16)
GATE HOURS:	6:00 AM – 6:00 PM
CONTACT SHEET:	
<i>Gabby Alexin, Paddock Experience Manager</i> +1 (941) 979-2751	<i>Mandi Miranda, Activations & F&B</i> +1 (917) 217-6128
<i>Yajaira Fierro, Production and Installation</i> +1 (305) 801-6426	<i>Cirrafina Biele, Paddock Intern</i> +1 (562) 453-6426

GENERAL INFORMATION

Hours of Operation (7 days a week):

- Deliveries accepted: 6am-6pm
- Onsite working hours: 6am-11pm

Please note

- Entry to the marshalling yard will not be accepted if they are not on the [delivery manifest form](#)
Please submit at least 24 hours in advance of delivery
- Filling out the [contractor access request form](#) will be obligatory

Please follow the below instructions when filling out the [delivery manifest form](#):

- Recipient Entity: Formula 1, then select Paddock
- Delivery Zone: West Campus
- Please fill out Recipient Name for your load-in lead
- Courier/Supplier: Company delivering the items
- Please fill out tracking information if applicable
- Please select to send a copy of the responses to Timothee Guerin (tguerin@f1miamigp.com)

LOAD-IN PROCEDURES ARRIVAL ONSITE



KEY INFORMATION: LOAD-IN

Pre-Campus Lockdown (No credential needed):

- April 3rd – April 20th, 2023
 - All deliveries will need to be on the [delivery manifest](#)
 - All vehicles will be swept at the Marshalling Yard (Lot 15/16) prior to entering the campus
 - All visitors will need to be on the visitor manifest. Please provide us with your full name, email address, and date of requested site access
 - No credential needed

Campus Lockdown (Credential needed):

- April 21st – May 3rd, 2023
 - All deliveries will need to be on the [delivery manifest](#)
 - All vehicles will be swept at the Marshalling Yard (Lot 15/16) prior to entering the campus
 - All visitors will need to be on the visitor manifest. Please provide us with your full name, email address, and date of requested site access
 - Bump-in credentials will be needed to access the campus
 - No credential needed for truck drivers who are only dropping off deliveries
 - Please reach out to Timothee Guerin (tguerin@f1miamigp.com) for Bump-in credential distribution information

The campus will still be accessible after May 1st with a credential

DELIVERY PROCESS

STEP #1: Once [delivery manifest](#) has been completed, driver will be allowed to deliver onsite.

STEP #2: Driver will arrive and check-in at Lot 15/16 at Hard Rock Stadium.

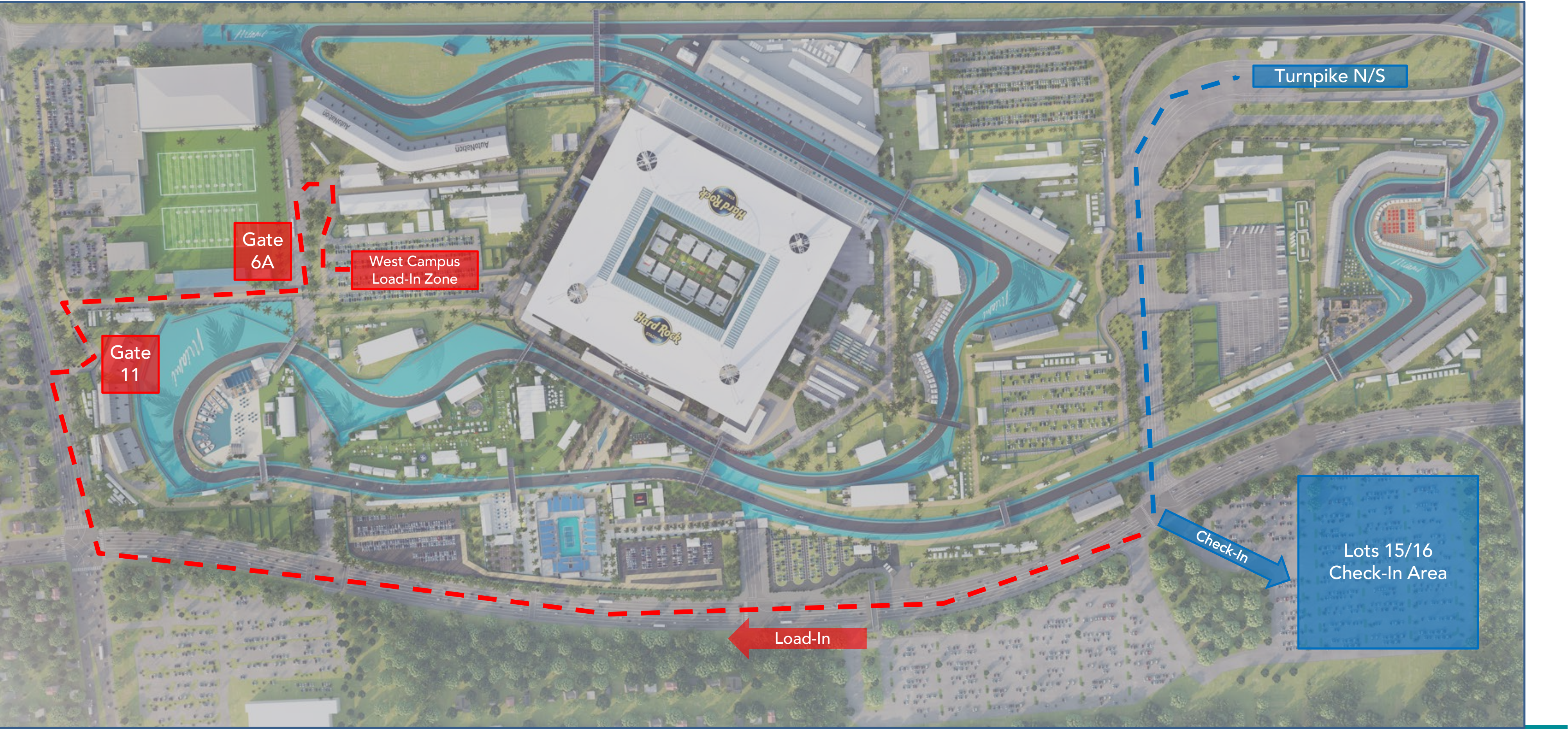
STEP #3: Once driver passes through security check, driver is issued a Gate 11 specific entrance pass for delivery. Driver name and phone number will be logged.

STEP #4: Driver is directed through Gate 11, past Gate 6A, to West Campus Load-In Zone

STEP #5: Driver / vendor will unload delivery at their designated area

STEP #6: After unloading, Driver will hand over the entrance pass and leave the property.

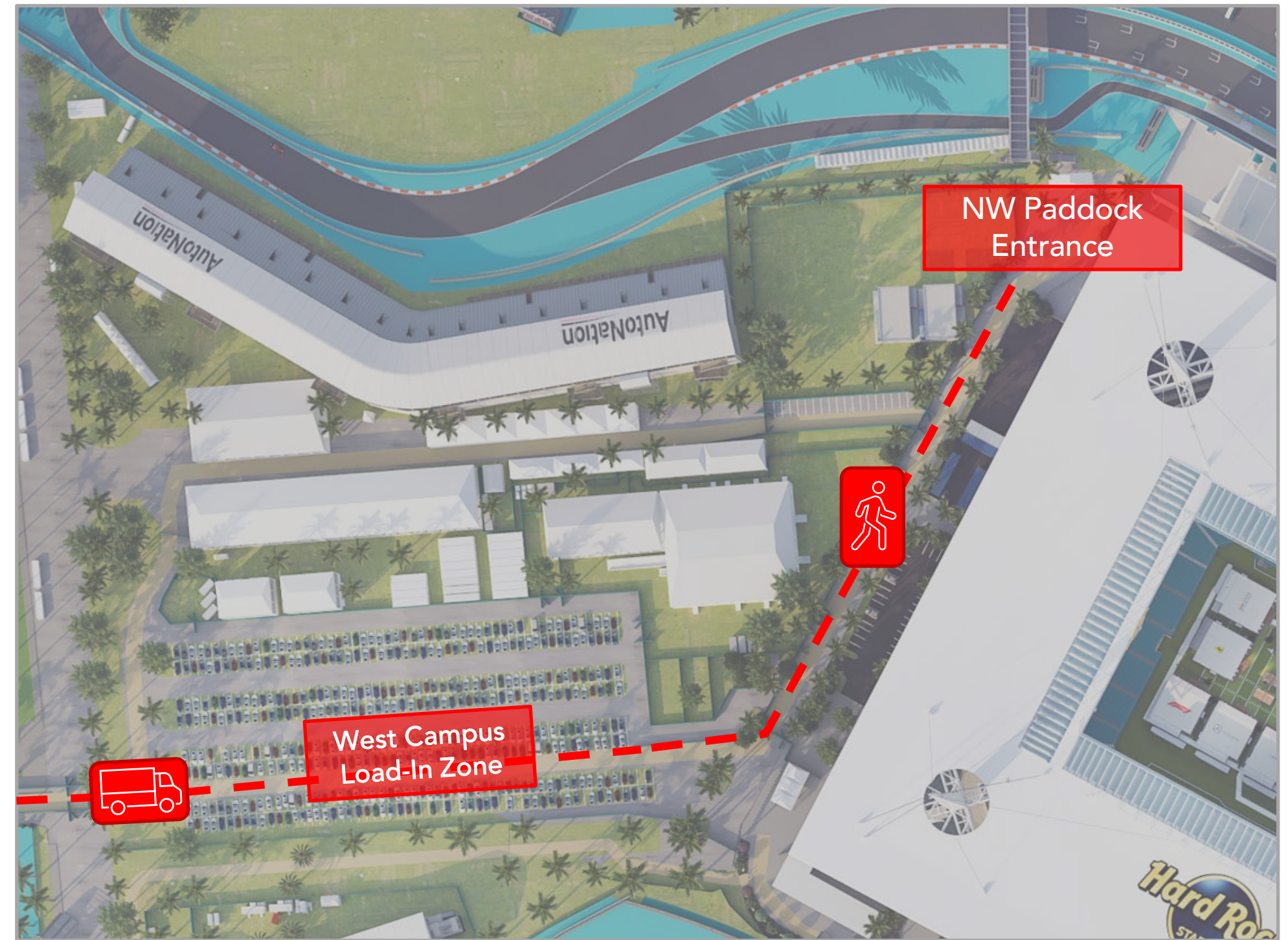
DELIVERY PROCESS – PADDOCK



ALL DELIVERIES NEED TO CHECK IN AT LOT 15 BEFORE
HEADING TO THE DESIGNATED LOAD-IN ZONE

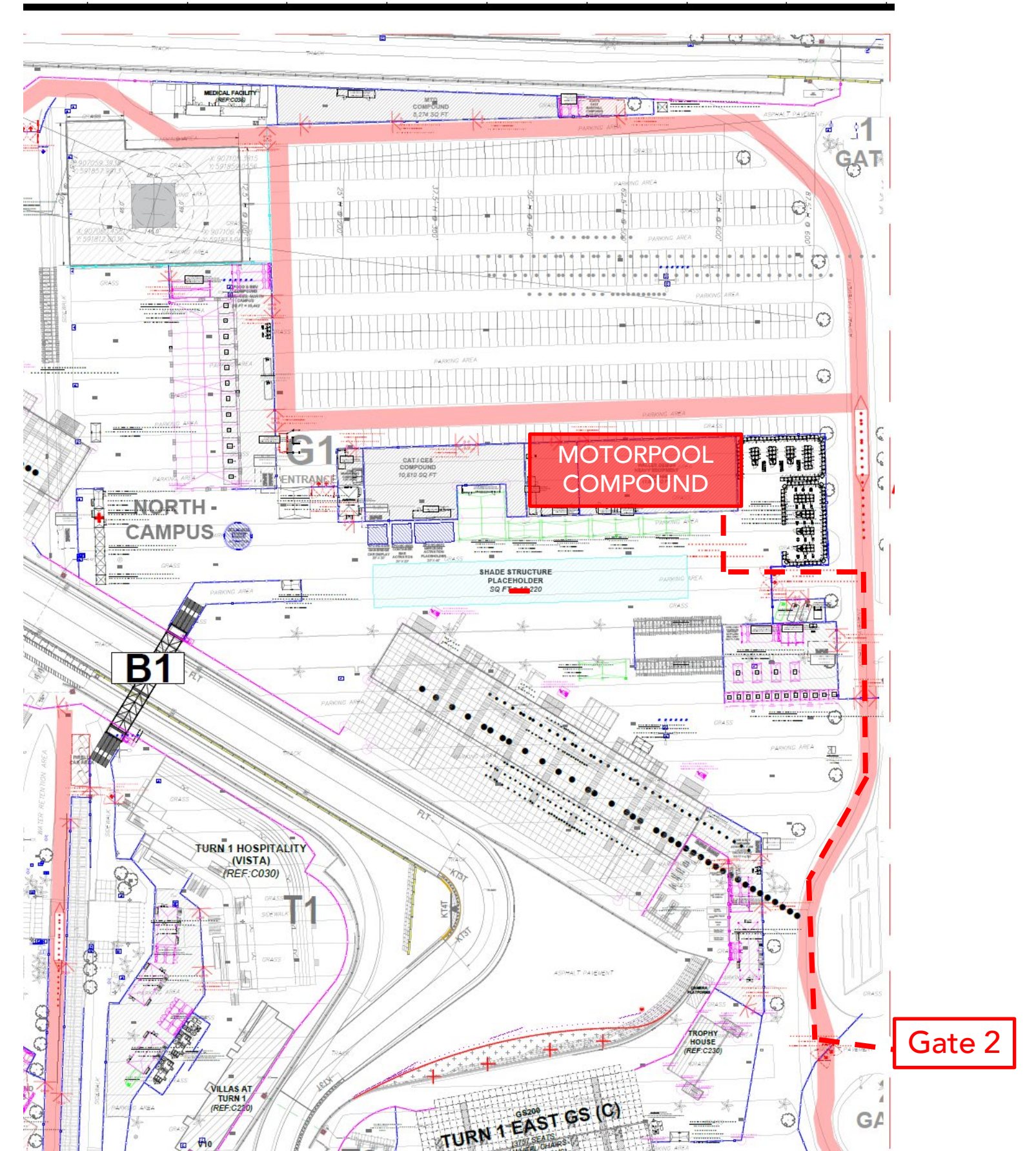
UNLOADING PROCESS – PADDOCK

- Vehicles will be required to park in the West Campus Load-In Zone in Lot 6
- Forklifts have a designated path in and out of the interior campus perimeter
- If any heavy equipment is needed to off-load any items from a delivery truck, then each vendor/partner will be responsible for providing that equipment along with a licensed operator. Please reach out to your stadium POC ASAP if you need heavy equipment and have not communicated that thus far.
- Box Trucks and smaller vehicles may be brought into the interior campus perimeter at the discretion of parking staff
- Vehicles and large trucks should never drive on the track without written approval from F1 Miami GP Staff





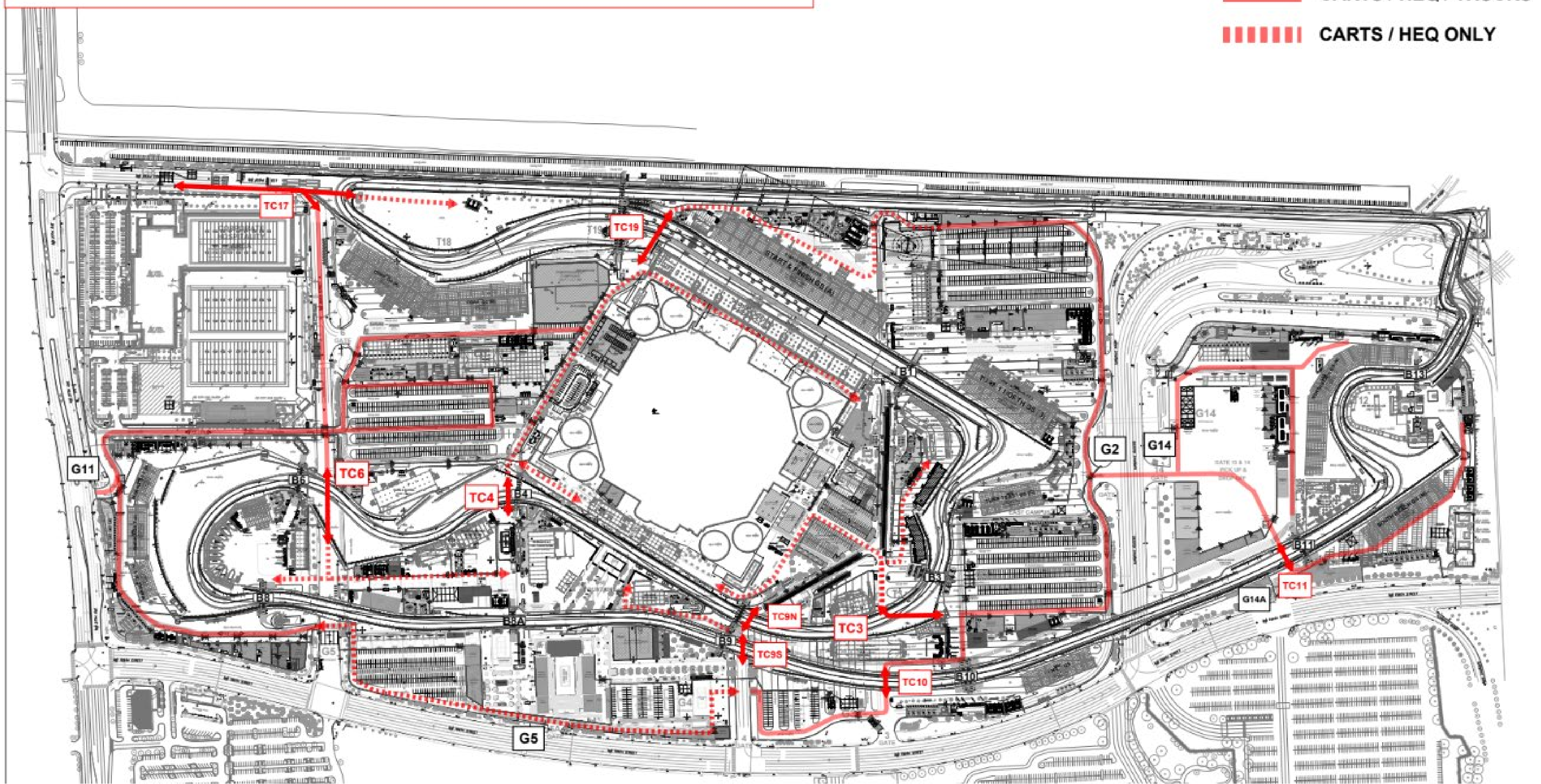
HEAVY EQUIPMENT

- If you rented or requested any heavy equipment for the build-out of your activation, all equipment is held in our North Campus.
- To access the heavy equipment lot, please enter through Gate 2 and head towards the North Campus.
- To pick up your rented heavy equipment, individuals must show a valid driver's license in addition to an operating license for the equipment type that has been requested.
- To successfully check out the heavy equipment you have rented, individuals will be asked to fill out a rental form onsite.
- To expedite the process onsite, please send the completed waiver on pages 3-4 of [this document](#) & a copy of a valid driver's license and certification applicable for specific machinery for each operator to the below emails:
 - heq@waller-design.com
 - marcin@waller-design.com
- Once the project is completed, all equipment must be returned to the North Campus.



INTERNAL CAMPUS ACCESS FROM 4/04/2023 - 04/23/2023

-  CARTS / HEQ / TRUCKS
-  CARTS / HEQ ONLY



RACE WEEKEND PROCEDURES

ARRIVAL ONSITE

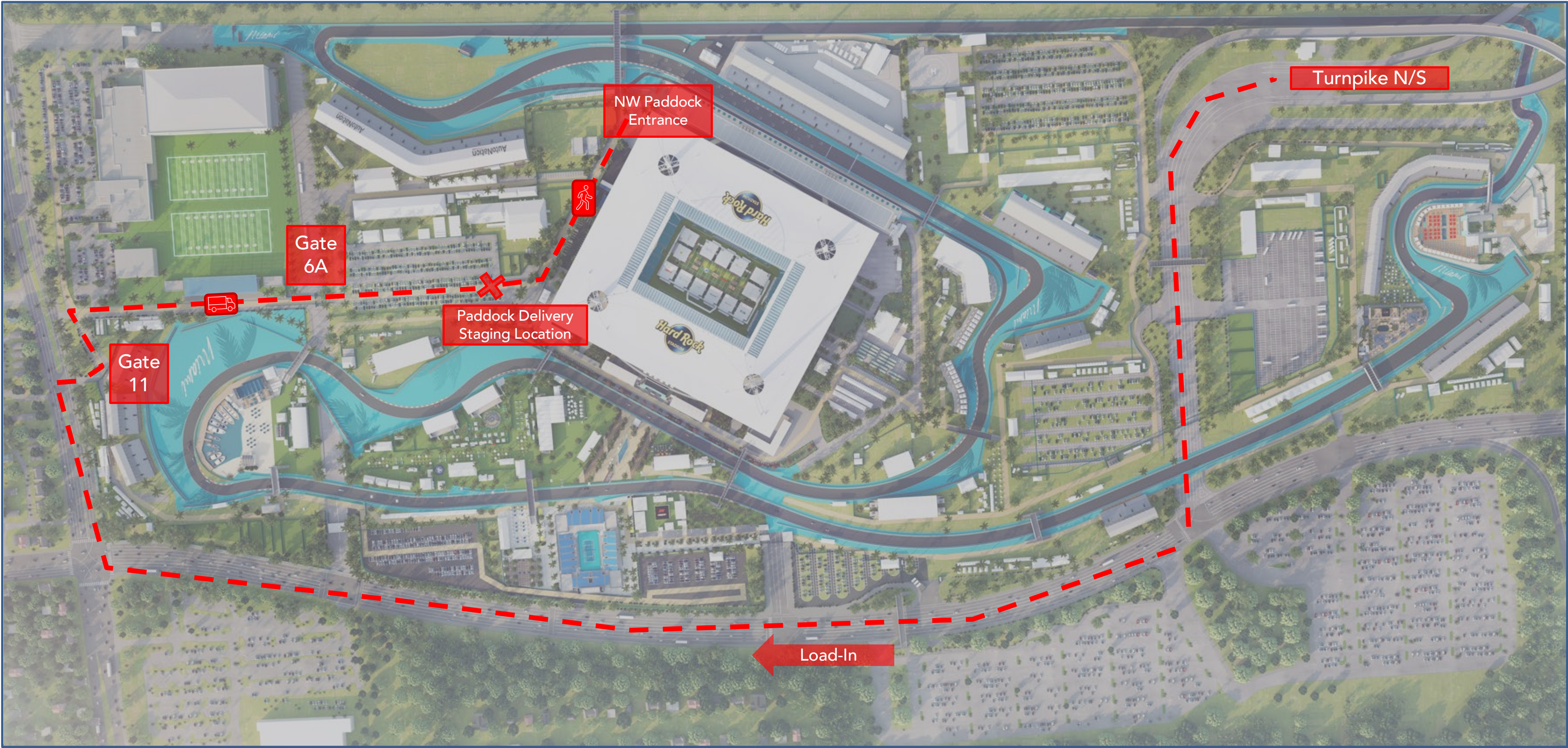


KEY INFORMATION: RACE WEEKEND DELIVERIES

Race Weekend Deliveries / Overnight Replenishments (No credential needed):

- May 4th – May 7th, 2023
 - All deliveries will need to be on the [delivery manifest](#)
 - All vehicles must enter through Gate 11
 - All visitors will need to be on the visitor manifest. Please provide us with your full name, email address, and date of requested site access
 - No credential needed for truck drivers who are only dropping off deliveries
 - All deliveries 5/5 – 5/7 need to be prior to or after gates close:
 - Friday, May 5th: Before 10:00am ET or After 8:00pm ET
 - Saturday, May 6th: Before 8:00am ET or After 7:00pm ET
 - Sunday, May 7th: Before 8:00am ET

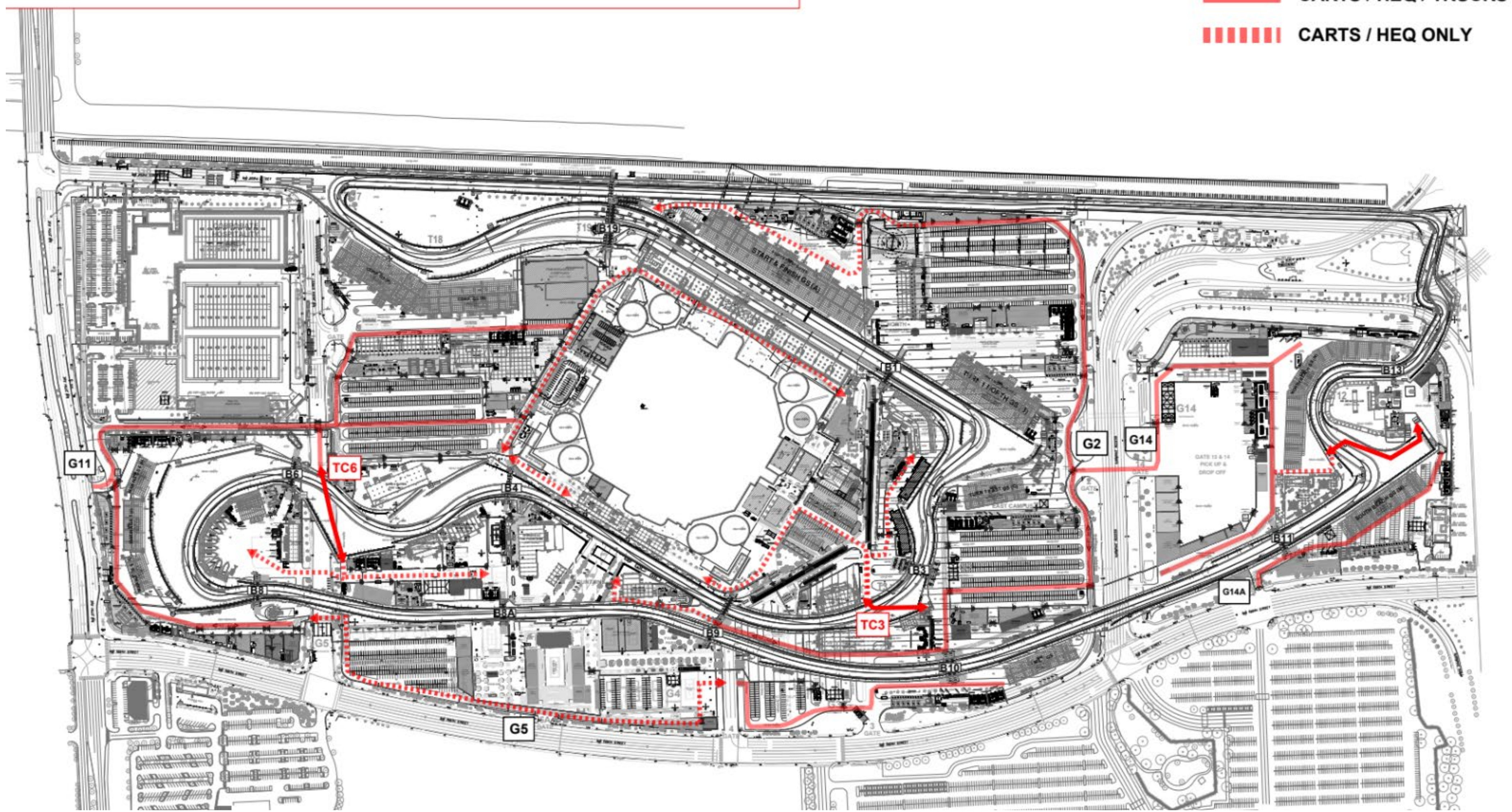
DELIVERY PROCESS – PADDOCK



INTERNAL CAMPUS ACCESS FROM 4/24/2023 - 05/08/2023

 CARTS / HEQ / TRUCKS

 CARTS / HEQ ONLY



THANK YOU

  crypto.com
FORMULA 1
CRYPTO.COM
MIAMI GRAND PRIX

