



IMSA TECHNICAL BULLETIN IWSC #23-81

To: All IMSA WeatherTech SportsCar Championship GTP Competitors
From: IMSA Competition
Date: October 9, 2023
Re: IMSA GTP Spin Test Data Submission Deadlines and Procedure: Motul Petit LeMans

One Daytona Blvd.
Daytona Beach, FL 32114
P: +1 (386) 310-60



For the duration of the applicable Event, LMDh TR Appendixes Article 8.7.2.a shall be applied as follows for all forms of Torque Sensor Offset Test (spin test) data submission via Bosch Race Connect . Entrants are required to perform drive axle spin tests according to the requirements of Article 8.7.2.a. Procedure is detailed on the following pages. Tests are permitted to be completed in the Entrant’s paddock area by the Entrant’s staff. Spin test data must be submitted by GTP Teams no later than the times below:

Spin Test Submission Schedule		
Date	Deadline	Session
10/11/2023	5:30 PM	Pre P1
10/13/2023	2:00 PM	Pre Q
10/14/2023	11:00 PM*	Post Race

*Impounded Cars’ spin tests are due 30 minutes after release from Impound



SpinTest Upload - RaceConnect

SpinTest Upload - RaceConnect

RaceConnect

- RaceConnect projects are created for each team.
 - <https://platform.us.raceconnectv2.bosch-msd.com/>
- Logins have been created for each team and will be emailed.
- The Files section of RaceConnect will be used for uploading SpinTest data.

SpinTest Upload - RaceConnect Login

- Login at <https://platform.us.raceconnectv2.bosch-msd.com/>
- When logging in your Project should appear at the top of the page
 - Example: SCR – AXR (Action Express's project)
- The *Files* tab is at the bottom left

The screenshot displays the RaceConnect web application interface for a project named "SCR - AXR". The interface is divided into several sections:

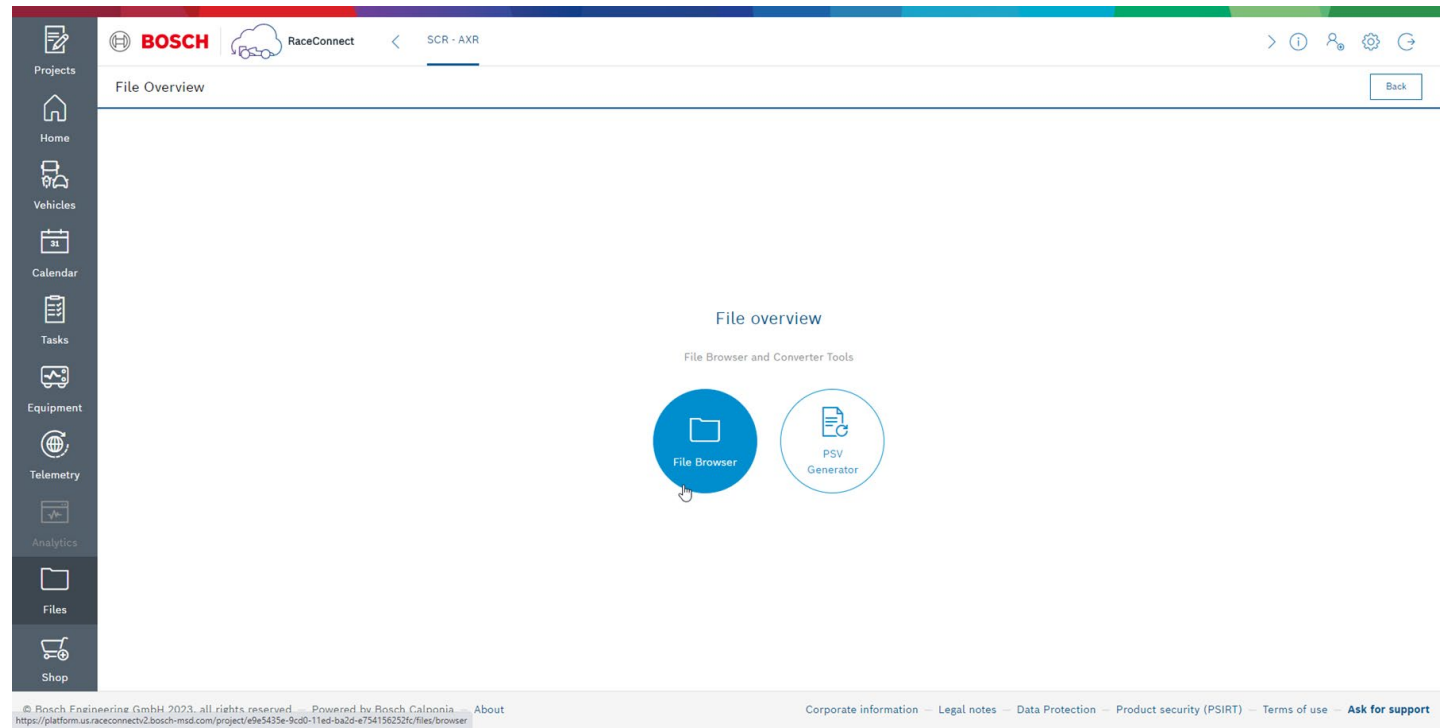
- Header:** Includes the BOSCH logo, the RaceConnect logo, and the project name "SCR - AXR".
- Left Sidebar:** A vertical navigation menu with icons for Projects, Home, Vehicles, Calendar, Tasks, Equipment, Telemetry, Analytics, Files (highlighted with a red box), and Shop.
- Main Content Area:**
 - Tasks:** A section titled "Tasks" with a "Task list empty" message and a "Create task" button.
 - Resources:** A section titled "Resources" with two circular icons labeled "Vehicles" and "Equipment".
 - Information:** A section titled "Information" with a list of recent events:
 - New consumer "AXR RX 0144" was created. Open the consumer.
 - New device "LTE65-NA 0144" was created. Open the device.
 - New device "LTE65-NA 0143" was created. Open the device.
 - New vehicle "CAD 31" was created. Open the vehicle.

At the bottom of the page, there is a footer with copyright information: "© Bosch Engineering GmbH 2023, all rights reserved - Powered by Bosch Calponia - About" and a navigation bar with links for "Corporate information", "Legal notes", "Data Protection", "Product security (PSIRT)", "Terms of use", and "Ask for support". The BOSCH logo is also present in the bottom right corner.

SpinTest Upload - RaceConnect

File Browser

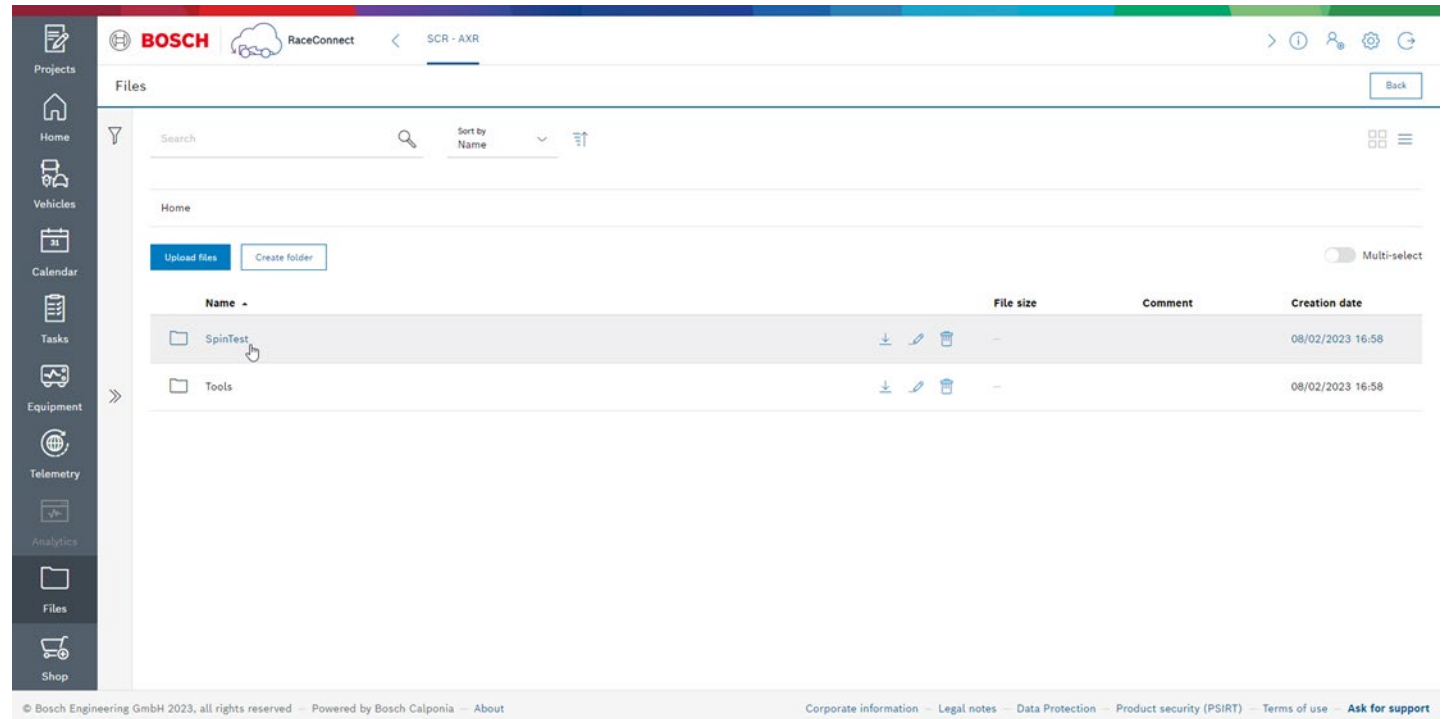
- Within the *Files* tab, click on *File Browser*



SpinTest Upload - RaceConnect

File Browser – SpinTest

- Click on *SpinTest* for uploading data
- Click on *Tools* for a WinDarab download and information



The screenshot displays the RaceConnect File Browser interface. The top navigation bar includes the BOSCH logo, RaceConnect branding, and a breadcrumb trail for 'SCR - AXR'. A sidebar on the left contains navigation icons for Projects, Home, Vehicles, Calendar, Tasks, Equipment, Telemetry, Analytics, Files, and Shop. The main content area is titled 'Files' and features a search bar, a 'Sort by Name' dropdown, and a 'Multi-select' toggle. Below these are 'Upload files' and 'Create folder' buttons. A table lists the contents of the current directory:

Name	File size	Comment	Creation date
SpinTest	-		08/02/2023 16:58
Tools	-		08/02/2023 16:58

The footer contains copyright information: © Bosch Engineering GmbH 2023, all rights reserved. Powered by Bosch Calponia. About. Corporate information – Legal notes – Data Protection – Product security (PSIRT) – Terms of use – Ask for support.

SpinTest Upload - RaceConnect

File Browser – SpinTest

- Within *SpinTest* is information for setting up the WinDarab download menu
 - The download string is in a text file also
- For each event there is a folder to upload data to

The screenshot shows the Bosch RaceConnect File Browser interface. The sidebar on the left contains navigation icons for Projects, Home, Vehicles, Calendar, Tasks, Equipment, Telemetry, Analytics, Files, and Shop. The main content area is titled 'Files' and shows a search bar, 'Upload files' and 'Create folder' buttons, and a table of files and folders. The table has columns for Name, File size, Comment, and Creation date. The '02A Sebring Test' folder is highlighted. Below the table, there is a footer with copyright information and links for Corporate information, Legal notes, Data Protection, Product security (PSIRT), Terms of use, and Ask for support.

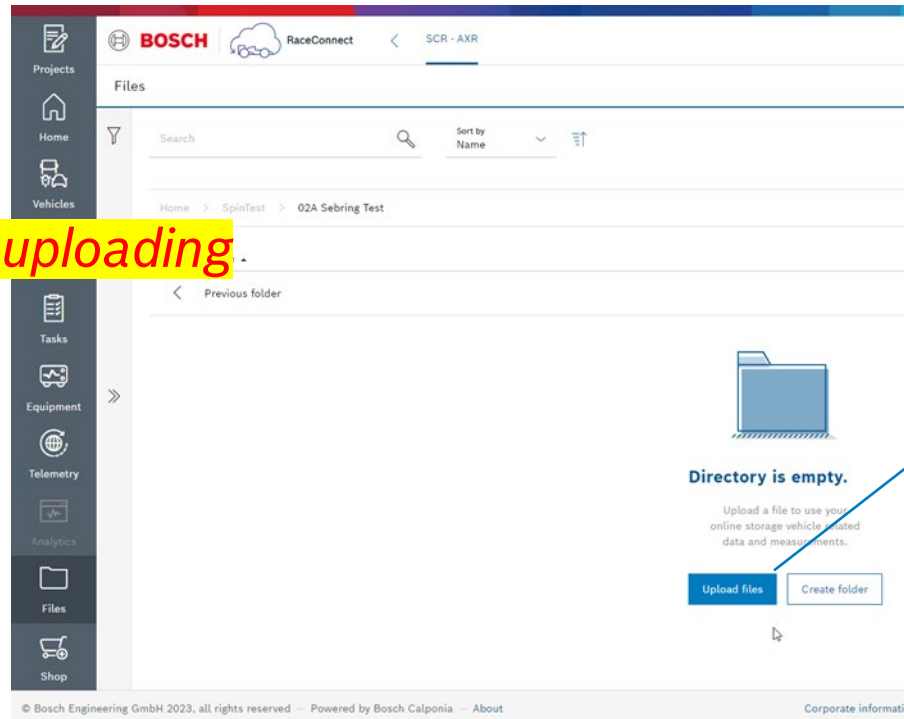
Name	File size	Comment	Creation date
< Previous folder			
01 Daytona 24	-		08/02/2023 16:58
02 Sebring	-		08/02/2023 16:59
02A Sebring Test	-		08/02/2023 16:59
03 Long Beach	-		08/02/2023 16:59
04 Monterrey	-		08/02/2023 16:59
Download_Setup.png	24.1 kB		08/02/2023 17:00
ImportString.txt	260 B		08/02/2023 16:59
ZipUpTheDataBeforeUploading.txt	128 B		08/02/2023 16:59

SpinTest Upload - RaceConnect

File Browser – SpinTest

- To upload data within the event folder, click on *Upload Files*
- In the *Upload File* pop-up
 - Navigate to or drag in the files to upload
 - Select the vehicle the files are from
 - Click *Upload*

Zip the WinDarabfiles before uploading



Upload files

Drop files here or click to browse

Linked vehicle
None

Version
None

None
CAD 01
CAD 02

Linked tasks
None

Comment

Upload