



## IMSA TECHNICAL BULLETIN IWSC #24-10

To: All IMSA WeatherTech SportsCar Championship GTP Competitors  
From: IMSA Competition  
Date: December 1, 2023  
Re: IMSA GTP Spin Test Data Submission Deadlines and Procedure: December Daytona Test

One Daytona Blvd.  
Daytona Beach, FL 32114  
P: +1 (386) 310-60



For the duration of the applicable Event, LMDh TR Appendixes Article 8.7.2.a shall be applied as follows for all forms of Torque Sensor Offset Test (spin test) data submission via Bosch Race Connect . Entrants are required to perform drive axle spin tests according to the requirements of Article 8.7.2.a. Procedure is detailed on the following pages. Tests are permitted to be completed in the Entrant's paddock area by the Entrant's staff. Spin test data must be submitted by GTP Teams no later than the times below:

Spin Test Submission Schedule		
Date	Deadline	Session
12/05/2023	5:30 PM	Pre Session1
12/07/2023	9:45 PM	Post Session 5

# SpinTest Upload - RaceConnect

# SpinTest Upload - RaceConnect

## RaceConnect

- RaceConnect projects are created for each team.
  - <https://platform.us.raceconnectv2.bosch-msd.com/>
- Logins have been created for each team and will be emailed.
- The Files section of RaceConnect will be used for uploading SpinTest data.

# SpinTest Upload - RaceConnect Login

- Login at <https://platform.us.raceconnectv2.bosch-msd.com/>
- When logging in your Project should appear at the top of the page
  - Example: SCR – AXR (Action Express's project)
- The *Files* tab is at the bottom left

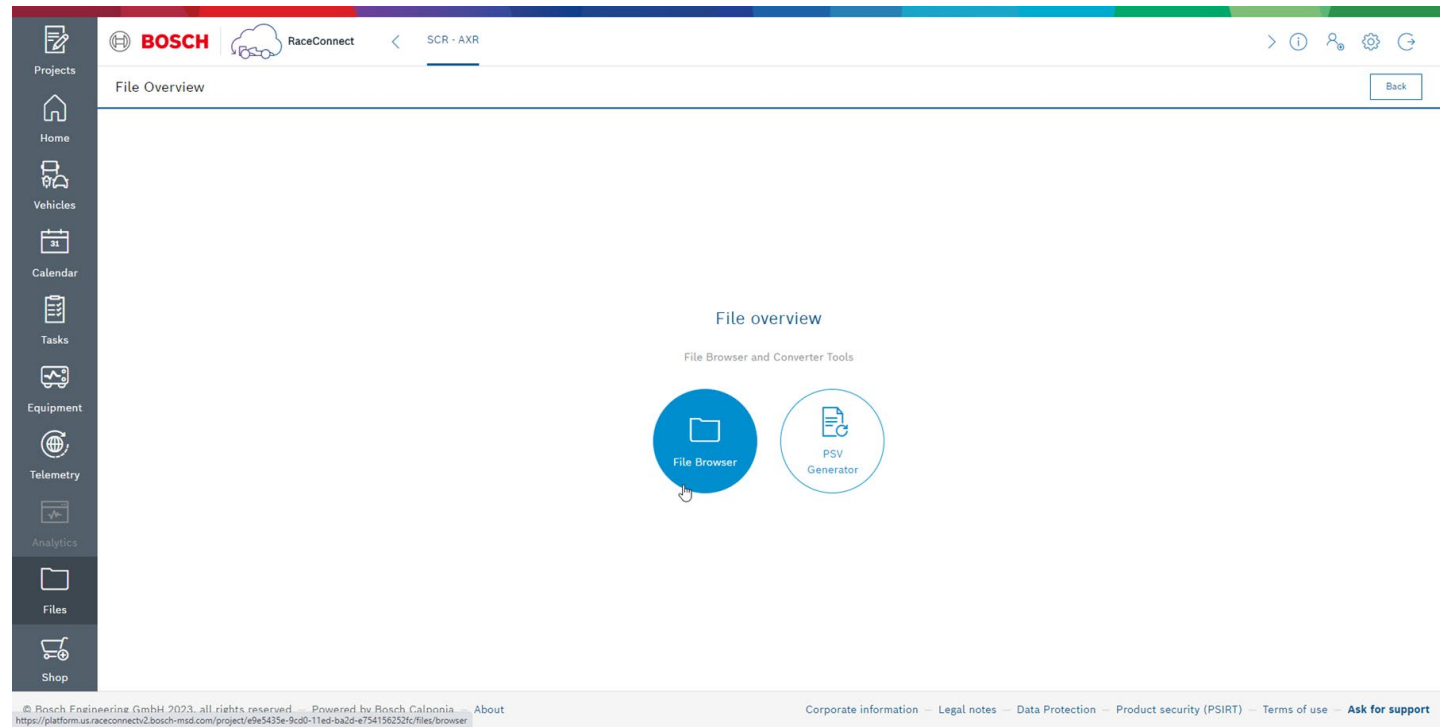
The screenshot displays the RaceConnect web application interface for project SCR-AXR. The interface is divided into several sections:

- Header:** Includes the BOSCH logo, RaceConnect branding, and the project name SCR-AXR.
- Navigation Sidebar (Left):** Contains icons for Projects, Home, Vehicles, Calendar, Tasks, Equipment, Telemetry, Analytics, Files (highlighted with a red box), and Shop.
- Tasks Section:** Displays a "Task list empty" message with a "Create task" button.
- Resources Section:** Features two circular icons labeled "Vehicles" and "Equipment".
- Information Section:** Lists recent events such as "New consumer 'AXR RX 0144' was created" and "New device 'LTE65-NA 0144' was created".
- Footer:** Contains copyright information for Bosch Engineering GmbH and links for Corporate information, Legal notes, Data Protection, Product security (PSIRT), Terms of use, and Ask for support.

# SpinTest Upload - RaceConnect

## File Browser

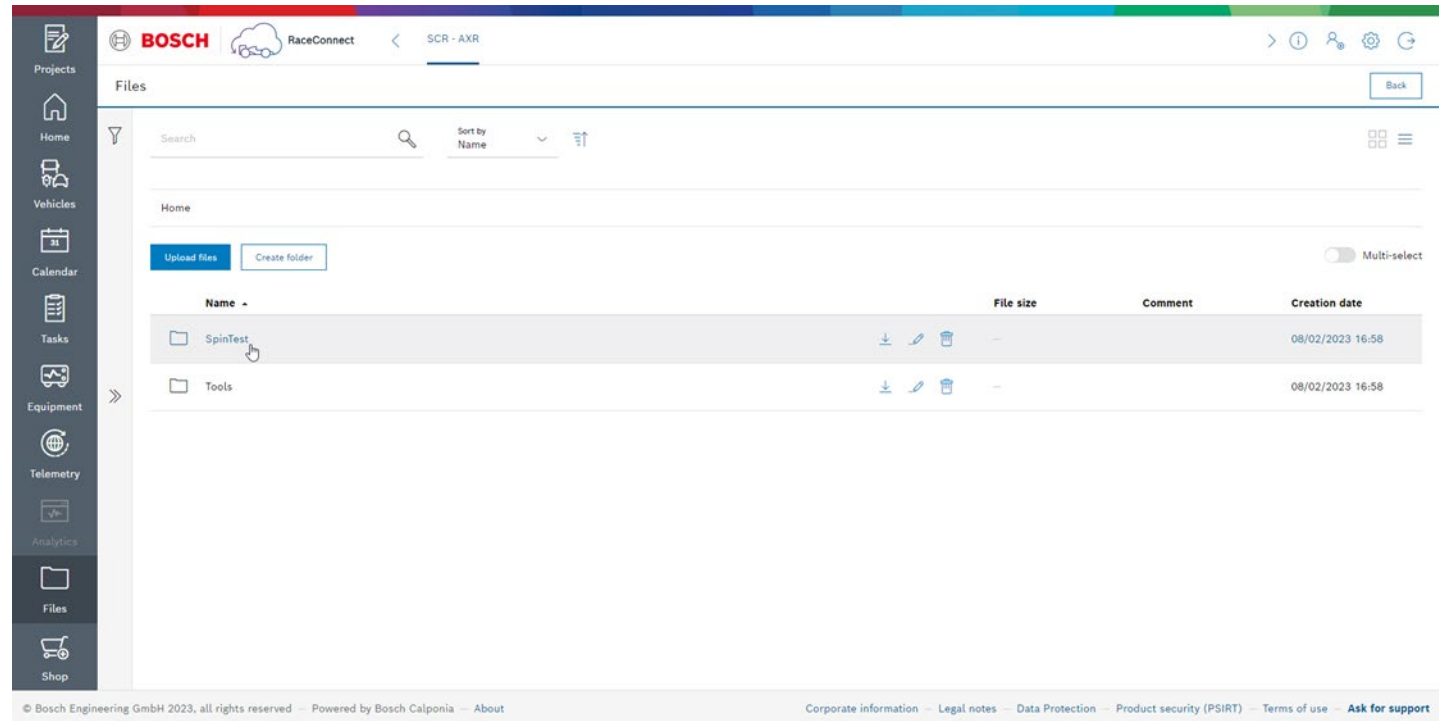
- Within the *Files* tab, click on *File Browser*



# SpinTest Upload - RaceConnect

## File Browser – SpinTest

- Click on *SpinTest* for uploading data
- Click on *Tools* for a WinDarab download and information



The screenshot displays the RaceConnect File Browser interface. The top navigation bar includes the BOSCH logo, RaceConnect branding, and a breadcrumb trail for 'SCR - AXR'. A sidebar on the left contains navigation icons for Projects, Home, Vehicles, Calendar, Tasks, Equipment, Telemetry, Analytics, Files, and Shop. The main content area is titled 'Files' and features a search bar, a 'Sort by Name' dropdown, and a 'Back' button. Below the search bar, there are 'Upload files' and 'Create folder' buttons. A table lists the files and folders:

Name	File size	Comment	Creation date
SpinTest	-		08/02/2023 16:58
Tools	-		08/02/2023 16:58

At the bottom of the interface, there is a footer with copyright information: '© Bosch Engineering GmbH 2023, all rights reserved - Powered by Bosch Calponia - About' and a row of links: 'Corporate information - Legal notes - Data Protection - Product security (PSIRT) - Terms of use - Ask for support'.

# SpinTest Upload - RaceConnect

## File Browser – SpinTest

- Within *SpinTest* is information for setting up the WinDarab download menu
  - The download string is in a text file also
- For each event there is a folder to upload data to

The screenshot shows the Bosch RaceConnect File Browser interface. The sidebar on the left contains navigation icons for Projects, Home, Vehicles, Calendar, Tasks, Equipment, Telemetry, Analytics, Files, and Shop. The main content area is titled 'Files' and shows a search bar, 'Upload files' and 'Create folder' buttons, and a table of files and folders. The table has columns for Name, File size, Comment, and Creation date. The '02A Sebring Test' folder is highlighted. At the bottom, there is a footer with copyright information and links for Corporate information, Legal notes, Data Protection, Product security (PSIRT), Terms of use, and Ask for support.

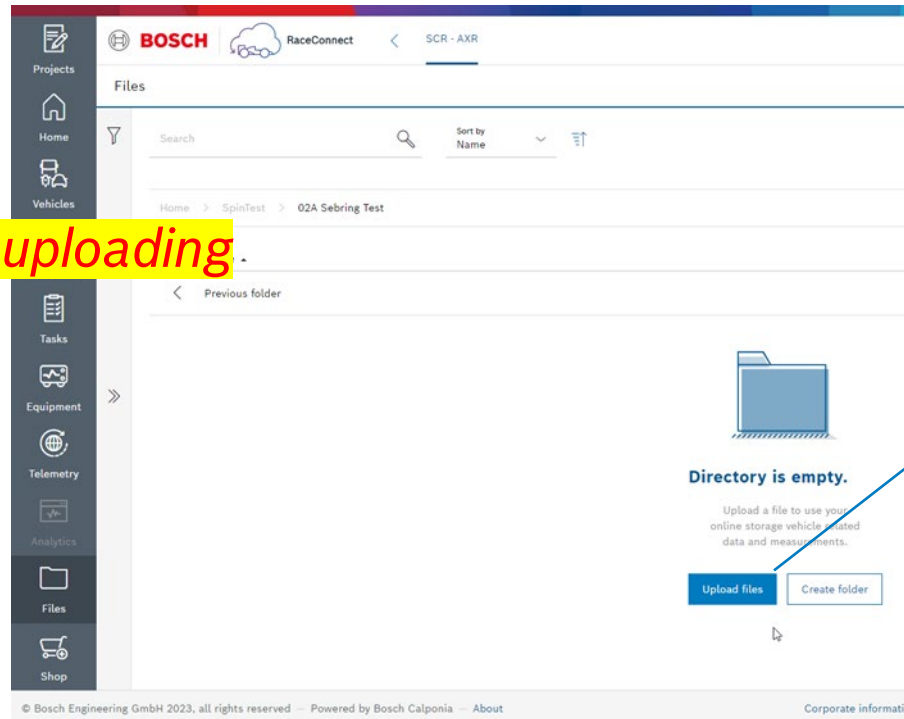
Name	File size	Comment	Creation date
< Previous folder			
01 Daytona 24	-		08/02/2023 16:58
02 Sebring	-		08/02/2023 16:59
02A Sebring Test	-		08/02/2023 16:59
03 Long Beach	-		08/02/2023 16:59
04 Monterrey	-		08/02/2023 16:59
Download_Setup.png	24.1 kB		08/02/2023 17:00
ImportString.txt	260 B		08/02/2023 16:59
ZipUpTheDataBeforeUploading.txt	128 B		08/02/2023 16:59

# SpinTest Upload - RaceConnect

## File Browser – SpinTest

- To upload data within the event folder, click on *Upload Files*
- In the *Upload File* pop-up
  - Navigate to or drag in the files to upload
  - Select the vehicle the files are from
  - Click *Upload*

**Zip the WinDarabfiles before uploading**



Upload files

Drop files here or click to browse

Linked vehicle  
None

Version  
None

None  
CAD 01  
CAD 02

Linked tasks  
None

Comment

Upload