

IMSA / Sebring International Raceway Photo Meeting

March 13-16, 2024



Contacts

IMSA

Dawn Zinsmaster
dzinsmaster@imsa.com
c: (386) 589-9335

IMSA Photo Meeting Presentation
and Media Resource Guide:
[IMSA.com/media](https://www.imsa.com/media)

SIR

John Story
jstory@sebringraceway.com
c: (704) 202-9256



IMSA Registration

Location: Sebring Gate 3

Hours:

Tues., March 12	7 a.m.-5 p.m.
Wed., March 13	7 a.m.-5 p.m.
Thur., March 14	7 a.m.-7 p.m.
Fri., March 15	9 a.m.-6:30 p.m.
Sat., March 16	7 a.m.-1 p.m.



Photo Vest Distribution

Location: Media Room A (Pit Structure, Ground Floor, east of Tower [towards Turn 1])

- Wednesday, March 13
 - 8-8:30 a.m. | 10:45-11 a.m.
- Thursday, March 14
 - 9-9:30 a.m. | 2-2:15 p.m.
- Friday, March 15
 - 11-11:15 a.m. | 2:45-3 p.m.
- Saturday, March 16
 - 8-8:15 a.m.

High Voltage Safety

Robert Bosworth

Risks

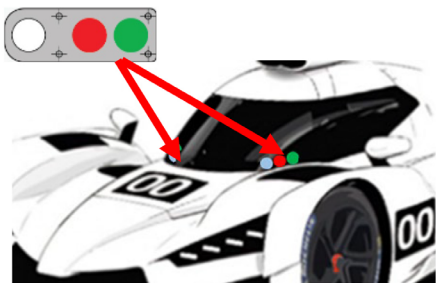


GTP cars feature electrical systems operating at 800 V
These voltages can create life threatening electric shocks

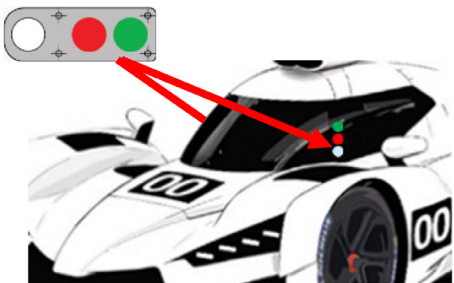


Indicators

At all times, when the car is in the paddock/on track, the lights will be functional and must be obeyed



OR



Blue Light Indicates Medical

On first switch on, the red light will illuminate for 2 sec to show the light is working. This does not indicate a fault.

“Green Light” indicates a safe race car.

If any other combination of light is lit or NO light, consider the race car “unsafe”

HV Safety Light Status	INDICATION	DESCRIPTION	SITUATION
GREEN		High Voltage System OK	CAR SAFE
FLASHING RED		High Voltage potentially present on the surface of the car	UNSAFE TO TOUCH
OFF		High Voltage System Status Unknown	UNSAFE TO TOUCH

High Voltage Safety

CAR UNSAFE PROTOCOLS

1. Do not touch car
2. Alert people in vicinity of the danger (shout) to stay away
3. Ask for HV emergency to be communicated to HV Safety Officers (identified by armbands)
4. Establish cordon or safe zone around the car (verbal or physical)



HVSA (Quarantine) and HVI (HV Isolation)

- HVSA will be an area that is accessible to vehicles from both racetrack/paddock and close to the pit lane.
- HVI is an area for cars that have terminal issues (including fire/thermal runaway) and is away from the public.
- Should a car become **UNSAFE** at any time on track, the IMSA Manager (Track Services) will lead recovery to one of these areas.
- Should a car become **UNSAFE** at any time in pitlane, the IMSA HV Safety officer will be notified and lead recovery to the HVSA.
- Should a car become **UNSAFE** at any time in the paddock or team area, move people away, establish a cordon and notify IMSA/OEM/Team HV Safety Officer (Armband wearer)
- Cars will not be released from HVSA until given permission by the IMSA HV Safety Officer.


High Voltage Safety

Driver exit

In case of need to exit a car in an UNSAFE condition:

- Do not touch ground and Car at the same time
- No assistance to be given
- Exit via door onto sidepod
- Stand on sidepod
- Jump away from Car and onto ground with one clear motion
- Do not touch Car

Should this not be possible, track services will lead extrication.



HV Safety Equipment (PPE)

At all times, when the car is in the paddock/on-track, the following equipment will be in the near vicinity of the car:



Gloves



Rubber Matting



Signage



Rescue Hook



Barriers

High Voltage Safety

USE OF HV RESCUE HOOK

When a person is receiving an electric shock (e.g. they are touching an UNSAFE HV car that has become live, they may be unable to release contact due to muscle contraction).

In this case, DO NOT TOUCH THEM DIRECTLY. Use the rescue hook to pull them off the car.



Key Contacts

IMSA HV Safety Officer
IMSA Manager, Track Services

Robert Bosworth (rbosworth@imsa.com or +1 704-728-8087)
Roy Speilmann (rspeilmann@imsa.com or +1 414-702-0905)

Key Safety Points:

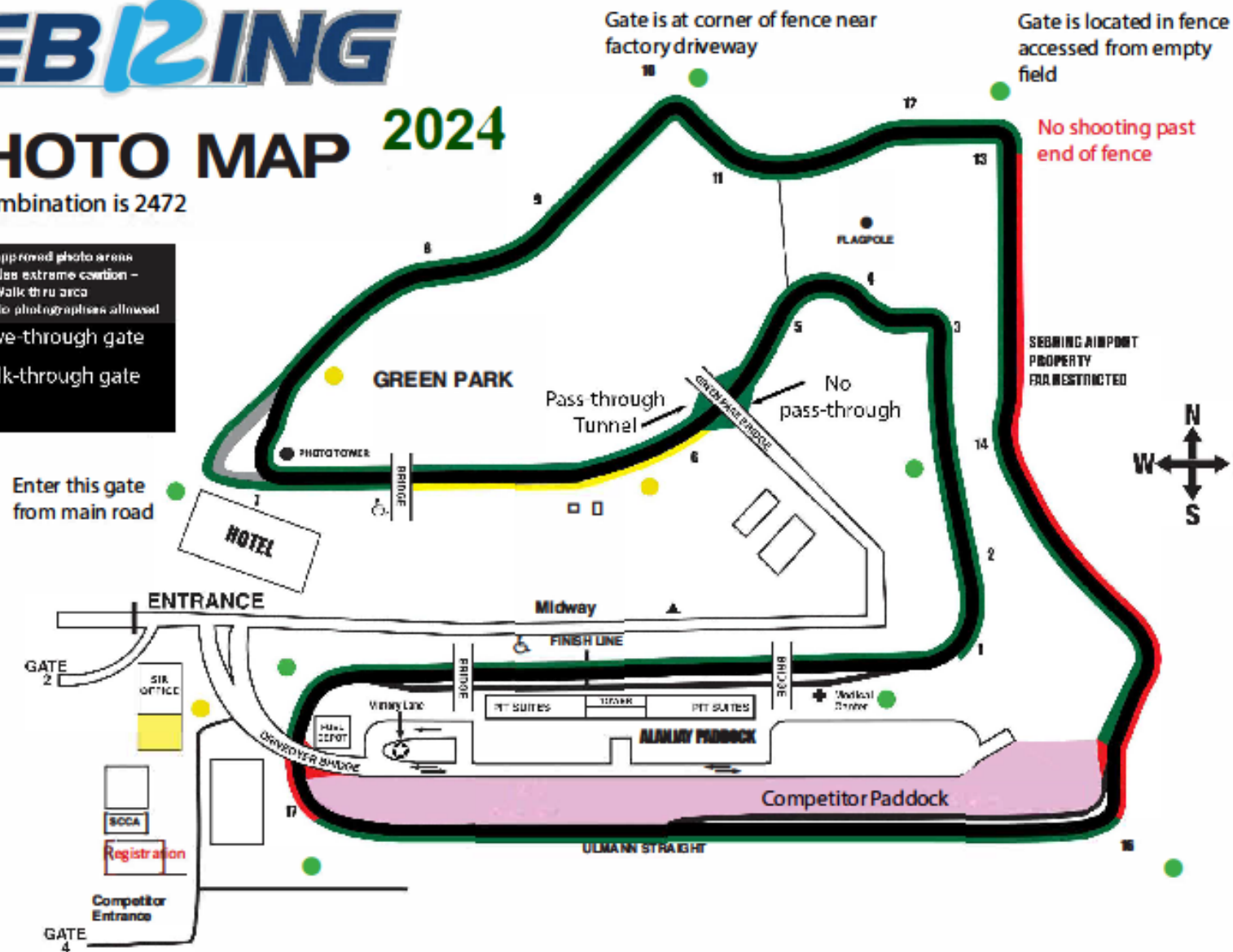
- Be aware of your surroundings.
- Know how to recognize if GTP car is safe or unsafe.
- Communicate unsafe conditions if possible
- Notify appropriate HV safety personal and team members, if necessary.

SEBING

PHOTO MAP 2024

Lock combination is 2472

GREEN	Approved photo areas
YELLOW	Use extreme caution - Walk thru area
RED	No photographs allowed
●	Drive-through gate
●	Walk-through gate



IMSA Photo-Video Rules

- Photo vests must be worn, with the vest number clearly visible, when shooting trackside.
- Photographers are allowed on pit lane before an on-track session begins but must move to the cold side of pit lane three minutes before the session begins.
- Only IMSA gray vest photographers are allowed over the pit wall when the track is hot.
- Do not stand on the pit wall – sitting on the pit wall is OK if your feet are on the cold side of the wall.
- Photographers may shoot from open pit boxes.
- Please get prior approval from a team before entering their paddock area, garage or pit.
- Photographers are not allowed over the wall during red flag stoppages.
- Monopods may be used on the ground to provide stability to a camera, but not to extend the reach of the camera and may not be held out over the racing surface (including pit lane) at any time.
- Tripods should be kept at least 3 feet away from trackside walls and barriers.
- Never place any objects on the walls and do not lean on or come in contact with the walls, including under yellow flag conditions.
- Never cross any portion of the track.
- If an IMSA official, track employee or security asks you to do something, please follow the direction of the official and then contact Dawn Zinsmaster (IMSA PR) or John Story (SIR PR) for assistance, if needed.
- Photo/Video during the Driver & Team Manager Briefings are prohibited without prior approval by IMSA.

IMSA Gray Vest Photographers

- On the hot side of the wall, firesuits, closed-toe shoes, a helmet and your IMSA gray vest are required.
- During practice and qualifying, gray vest photographers are allowed over the pit lane wall but must stay out of the pit box of any car being refueled.
- During the race, a photographer with a gray vest, helmet and firesuit may cross the pit lane and shoot from the island but may not shoot in the pit lane itself. Crossing is only allowed when the pit lane is empty. If a car is in the pits, or equipment is laid out for an arriving car, do not cross until the pit lane is empty.
- IMSA series photographers wearing IMSA series firesuits are the only photographers allowed to work in pit lane during the race.



Misc.

- **Motul Pole Award**
 - Penalty Box/Pit Out
- **Golf Cart/Scooter Speeds**
- **Etiquette**
 - Be respectful of each other – be aware of your surroundings and don't walk in front of other photographers.
- **Photo Map**
 - You are responsible for knowing and understanding the photo map. If you have questions – ask.



Questions?

