



IMSA TECHNICAL BULLETIN IWSC #24-36

To: All IMSA WeatherTech SportsCar Championship GTP Competitors
From: IMSA Competition
Date: April 4, 2024
Re: IMSA GTP Spin Test Data Submission Deadlines and Procedure: Long Beach

One Daytona Blvd.
Daytona Beach, FL 32114
P: +1 (386) 310-60



For the duration of the applicable Event, LMDh TR Appendixes Article 8.7.2.a shall be applied as follows for all forms of Torque Sensor Offset Test (spin test) data submission via Bosch Race Connect . Entrants are required to perform drive axle spin tests according to requirements of Article 8.7.2.a. Submission procedure is detailed on the following pages. Tests are permitted to be completed in the Entrant's paddock area by Entrant's staff.

Spin test data must be submitted by GTP Teams as one file for both axles no later than the following times below and in the event of an over-torque since the previous spin test.

Filename template must match this structure: (car)_(cardinfo)_(RecDateYear)(RecDateMon)(RecDateDay)_(RecStart)_Out(outing03)

Table with 3 columns: Date, Deadline, Session. Rows include 4/18/2024 (4:00 PM, Pre P1) and 4/20/2024 (5:00 PM, Post Race*)

*30 minutes following Race end, retirement from Race, or release from Impound.



SpinTest Upload - RaceConnect

SpinTest Upload - RaceConnect

RaceConnect

- RaceConnect projects are created for each team.
 - <https://platform.us.raceconnectv2.bosch-msd.com/>
- Logins have been created for each team and will be emailed.
- The Files section of RaceConnect will be used for uploading SpinTest data.

SpinTest Upload - RaceConnect Login

- Login at <https://platform.us.raceconnectv2.bosch-msd.com/>
- When logging in your Project should appear at the top of the page
 - Example: SCR – AXR (Action Express's project)
- The *Files* tab is at the bottom left

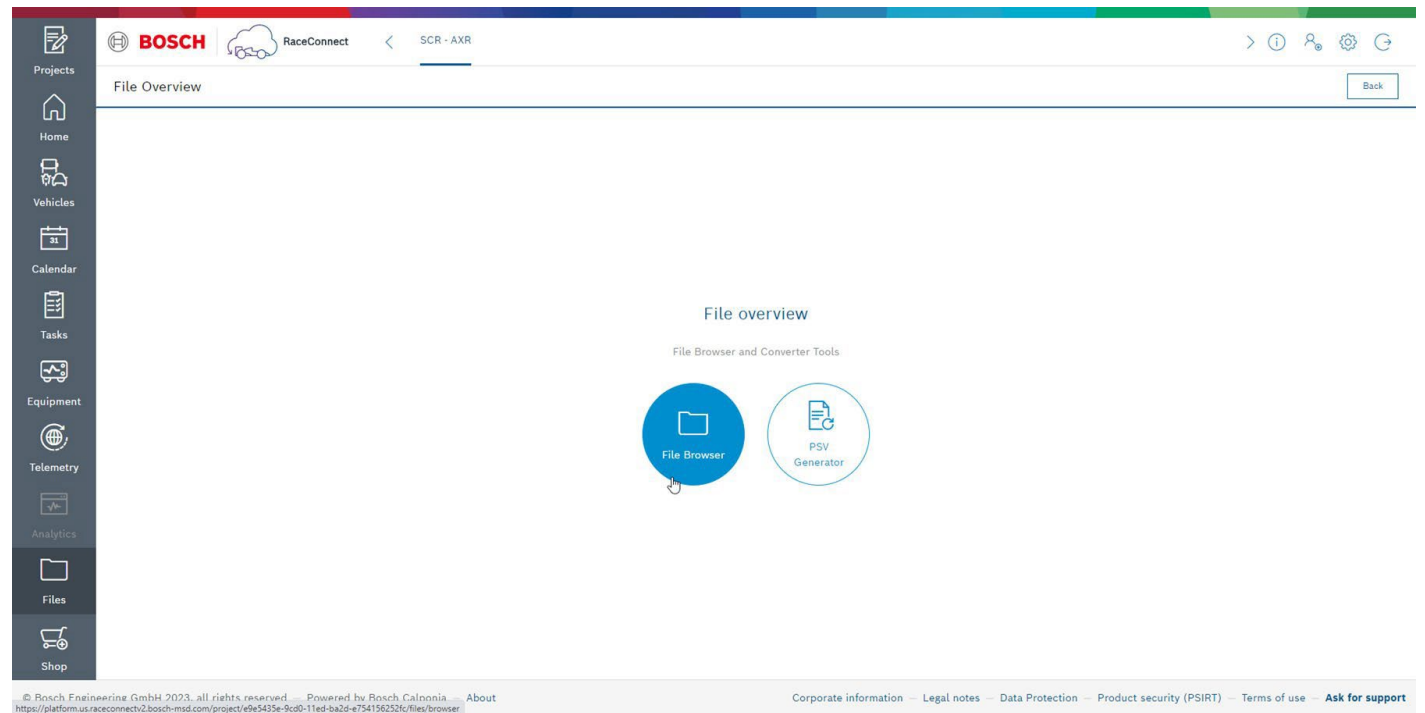
The screenshot shows the RaceConnect web application interface for project SCR-AXR. The interface is divided into several sections:

- Header:** Includes the BOSCH logo, RaceConnect branding, and the project name SCR-AXR.
- Navigation Sidebar (Left):** Contains icons for Projects, Home, Vehicles, Calendar, Tasks, Equipment, Telemetry, Analytics, Files (highlighted with a red box), and Shop.
- Tasks Section:** Displays a "Task list empty" message with a "Create task" button.
- Resources Section:** Features two circular icons labeled "Vehicles" and "Equipment".
- Information Section:** Lists recent events such as "New consumer 'AXR RX 0144' was created" and "New device 'LTE65-NA 0144' was created".
- Footer:** Contains copyright information for Bosch Engineering GmbH and links for Corporate information, Legal notes, Data Protection, Product security (PSIRT), Terms of use, and Ask for support.

SpinTest Upload - RaceConnect

File Browser

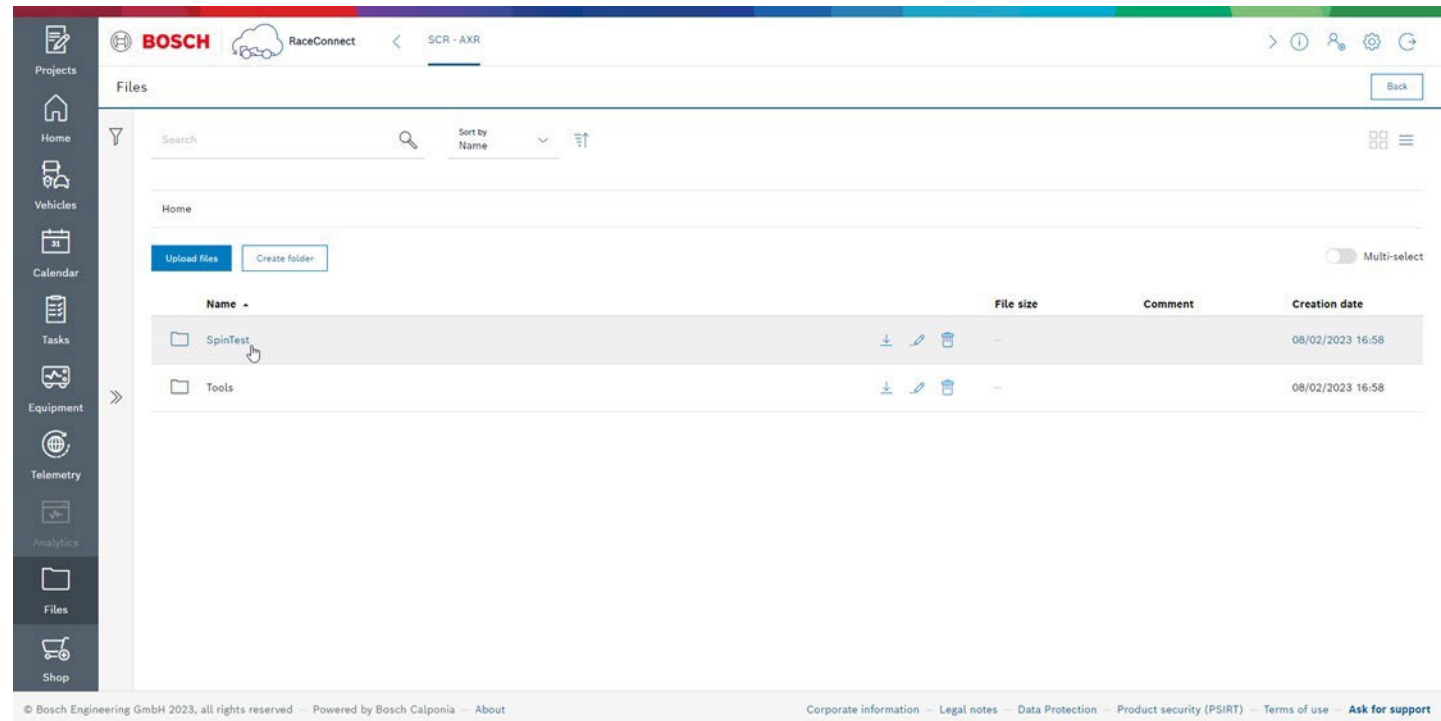
- Within the *Files* tab, click on *File Browser*



SpinTest Upload - RaceConnect

File Browser – SpinTest

- Click on *SpinTest* for uploading data
- Click on *Tools* for a WinDarab download and information



The screenshot displays the Bosch RaceConnect File Browser interface. The left sidebar contains navigation options: Projects, Home, Vehicles, Calendar, Tasks, Equipment, Telemetry, Analytics, Files, and Shop. The main content area shows the 'Files' section with a search bar, 'Sort by Name' dropdown, and 'Upload files' and 'Create folder' buttons. A table lists the following folders:

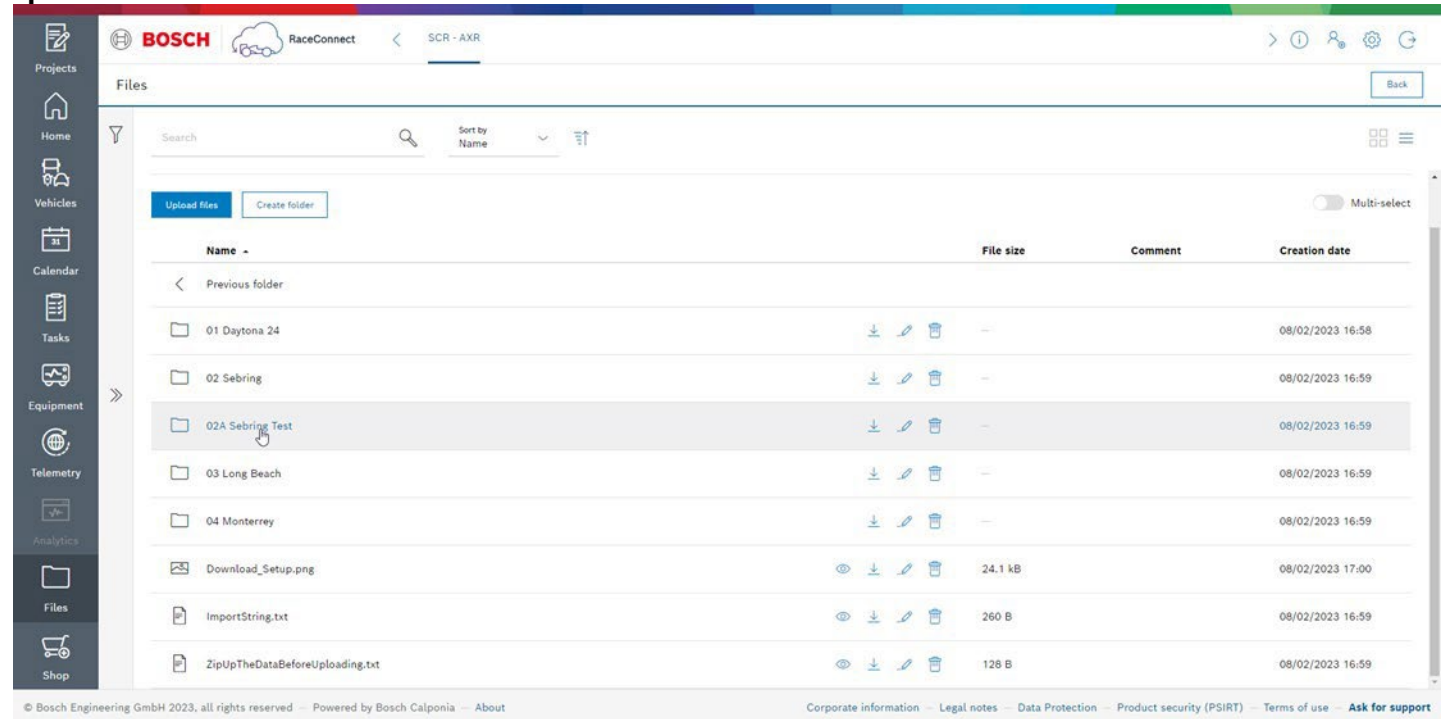
Name	File size	Comment	Creation date
SpinTest	-		08/02/2023 16:58
Tools	-		08/02/2023 16:58

At the bottom of the interface, there is a footer with the following text: © Bosch Engineering GmbH 2023, all rights reserved. Powered by Bosch Calponia. About Corporate information Legal notes Data Protection Product security (PSIRT) Terms of use Ask for support

SpinTest Upload - RaceConnect

File Browser – SpinTest

- Within *SpinTest* is information for setting up the WinDarab download menu
 - The download string is in a text file also
- For each event there is a folder to upload data to



The screenshot displays the Bosch RaceConnect File Browser interface. The top navigation bar includes the Bosch logo, 'RaceConnect', and the project path 'SCR - AXR'. A sidebar on the left contains navigation icons for Projects, Home, Vehicles, Calendar, Tasks, Equipment, Telemetry, Analytics, Files, and Shop. The main content area shows a 'Files' view with a search bar, 'Upload files', and 'Create folder' buttons. A table lists the following items:

Name	File size	Comment	Creation date
< Previous folder			
01 Daytona 24			08/02/2023 16:58
02 Sebring			08/02/2023 16:59
02A Sebring Test			08/02/2023 16:59
03 Long Beach			08/02/2023 16:59
04 Monterrey			08/02/2023 16:59
Download_Setup.png	24.1 kB		08/02/2023 17:00
ImportString.txt	260 B		08/02/2023 16:59
ZipUpTheDataBeforeUploading.txt	128 B		08/02/2023 16:59

At the bottom of the interface, there is a footer with copyright information: '© Bosch Engineering GmbH 2023, all rights reserved - Powered by Bosch Calponia - About' and a row of links: 'Corporate information - Legal notes - Data Protection - Product security (PSIRT) - Terms of use - Ask for support'.

SpinTest Upload - RaceConnect

File Browser – SpinTest

- To upload data within the event folder, click on *Upload Files*
- In the *Upload File* pop-up
 - Navigate to or drag in the files to upload
 - Select the vehicle the files are from
 - Click *Upload*

Zip the WinDarabfiles before uploading

